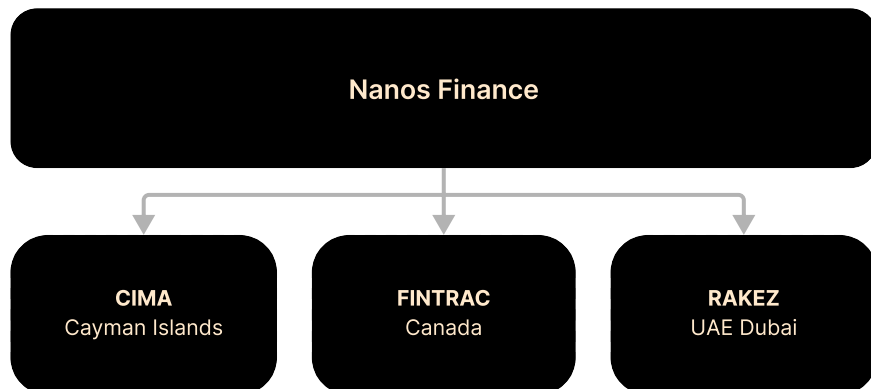


Whitepaper

Nanos Finance™

Nanos Finance™ is an International **Group of Companies** consisting of multi-jurisdictional entities registered and licensed to perform financial functions in the global market. The edge that **Nanos Finance** hold in the modern global financial market is the licenses that it proudly holds from the major trading capitals of the world today along with a groundbreaking decentralized exchange platform built on the Base blockchain, designed to enhance the efficiency and flexibility of digital asset trading.



Until recently, the Cayman Islands had been the preferred choice for private equity and venture capital ("VC") funds in the MENA region. At **Nanos Finance**, we have been witnessing a growing trend of domiciling these types of funds in the CIMA (Cayman Islands), FINTRAC (Canada), and RAKEZ the Ras Al Khaimah Economic Zone (UAE Dubai). Therefore, we offer a comprehensive solution to cater to all the popular jurisdictions for private equity and venture capital ("VC") funds.

Nanos Finance ("Nanos") is a fully regulated web-based platform and fund, operating under the oversight of multiple global financial regulators, including FINTRAC (Canada), CIMA (Cayman Islands), and the RAKEZ (UAE Dubai). These regulatory approvals strengthen Nanos' presence in key financial jurisdictions and expand its service capabilities.

With its comprehensive licensing framework, Nanos offers the following financial activities:

- Advising on Financial Products
- Arranging Credit and Advising on Credit
- Arranging Custody
- Arranging Deals in Investments
- Dealing in Investments as Principal
- Managing Assets

Nanos Payments

Nanos Payments combines the reliability of traditional banking with the innovation of digital finance, providing businesses with a comprehensive and secure financial infrastructure for growth in an evolving financial landscape.

Multi-Currency Accounts & Transfers

Facilitate global transactions with multi-currency accounts, seamless international transfers, and integrated fiat-to-crypto conversion.

SEPA Instant Payments

Enable real-time, cross-border transactions within Europe, ensuring fast, secure, and cost-effective payments.

Multiple IBANs

Offer dedicated personal and business IBANs for efficient multi-currency transactions, ensuring easy integration with financial systems.

Crypto Trading & Wallet Solutions

Support secure crypto buying, selling, and trading with integrated wallets and fiat on/off-ramp capabilities.

Seamless Onboarding & API Access

Accelerate business integration with a streamlined onboarding process and a robust API for customized financial solutions.

Security & Compliance

Ensure fund protection with advanced hardware security, regulatory compliance, and fraud prevention measures.

Platform

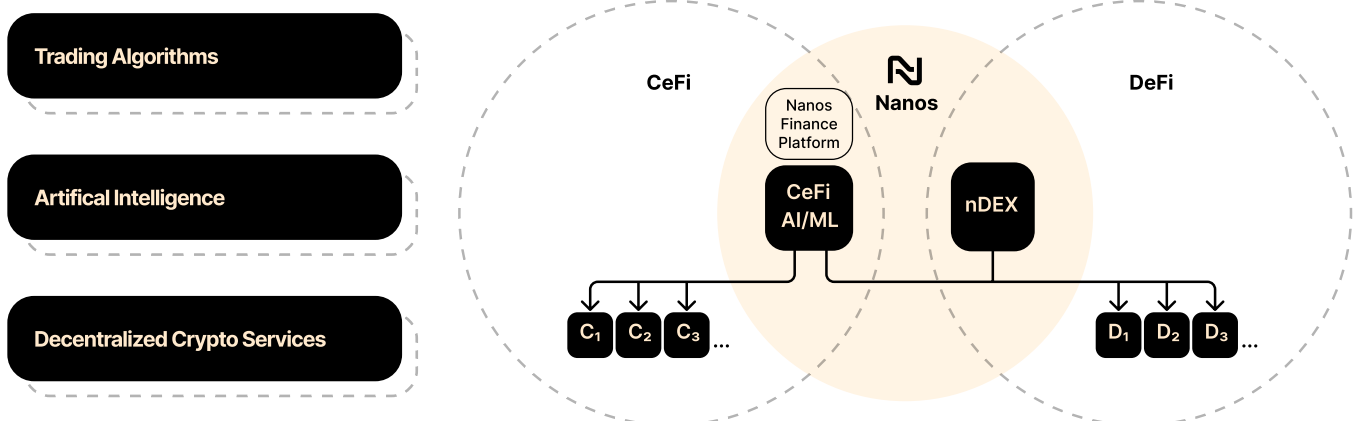
Overview

Nanos Finance introduces a groundbreaking decentralized exchange platform built on Base blockchain, designed to enhance the efficiency and flexibility of digital asset trading. Central to its innovation is the hybrid engine that combines a generalized order book for range orders with fungible concentrated liquidity in a unique manner.

Unlike traditional limit orders, our range orders allow traders to set not just a single price but a price range, optimizing the execution, as the market price enters and passes through this range. This mechanism is complemented by our proprietary logarithmic units, "docents" and "domilles," which provide intuitive financial increments for price quantization.

Additionally, **Nanos Finance** eliminates fees for range orders, fostering liquidity while leveraging market order fees to balance the ecosystem. The platform's architecture supports a dual structure for tracking buying and selling prices, ensuring that all transactions are efficiently managed with minimal computational overhead.

Nanos Finance aims to democratize financial markets by offering more accessible, understandable, and user-friendly trading mechanisms, significantly improving upon existing decentralized exchange models.



What does Nanos Finance bring to the Market?

Blockchain and Decentralized Exchanges. Blockchain technology has revolutionized the financial landscape, introducing a paradigm shift from centralized to decentralized systems. Decentralized exchanges (DEX) are at the forefront of this transformation, offering users the autonomy to trade cryptocurrencies without the need for intermediaries. Despite their growing popularity, current DEX platforms often face significant challenges such as poor liquidity, high slippage, and limited order flexibility.

Nanos Finance will enable investors to co-invest funds in profitable crypto investment products provided or integrated by the platform. Investment products expected to have above market returns, and will be based on trading algorithms (provided by Nanos Finance platform), artificial intelligence, decentralized services (e.g. liquidity pools with automatic dynamic liquidity concentration for various crypto tokens). It will be possible to invest in full auto mode where funds will be managed as a portfolio, being invested into multiple products and with automatic rebalancing of risk, reinvesting profits etc. or manually investing into specific investment products, being able to see and analyze actual transactions performed and how the system continuously adjusts / improves.

Platform will provide full transparency and traceability into specific trades / transactions performed by the investment products. Platform would also decouple different user funds - individual user's decisions would not impact other investments; users would take full ownership of profits / losses made. In addition - investment products are designed to scale with the investment amount - larger investments expected not to diminish existing investment return within wide investment range (100M-2B).

Later on evolving trading algorithm AI capabilities (Nanos Finance Platform) would enable creating a dynamic algorithm environment, where algorithms would work significantly more autonomously and adaptively, improving their performance. Platform will initially support main cryptocurrencies (BTC, ETH) and stablecoins (USDC, USDT). Later increasing the coverage to additional cryptocurrencies.

The layout of **Nanos Finance** is designed to carry out a simple yet conservative business, which involves holding and being a custodian of digital tokens and regulated digital currencies. The nature and purpose of this regulated ecosystem is to provide custodian and holding services to a small circle of legally verified clients (mostly reference based only), in order to help manage their digital token, regulated digital currencies and other virtual assets.

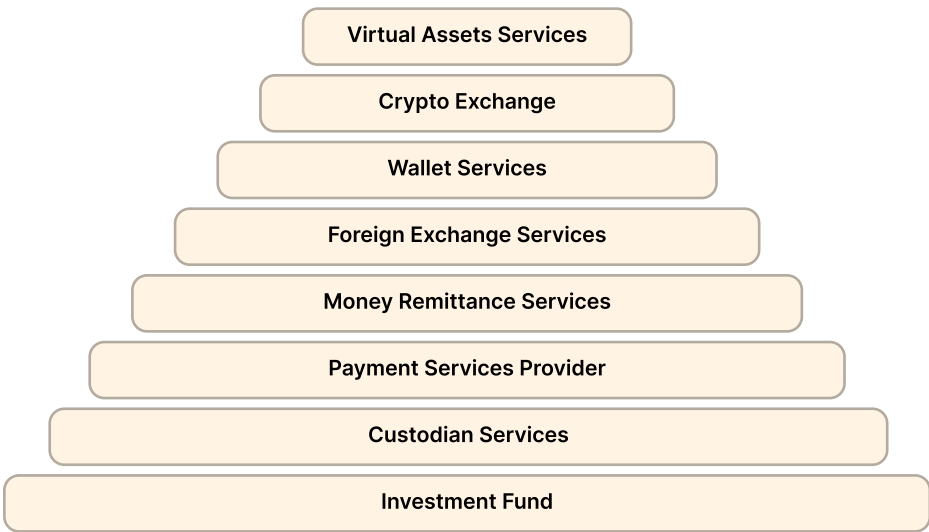
Nanos Finance - Investment Funds

Nanos Finance offers a unique investment opportunity by providing access to well-managed and highly regulated funds. To ensure we have options available for investors worldwide, we partner with Ocean Finance Cayman Islands - a CIMA registered Digital Assets Mutual Fund.

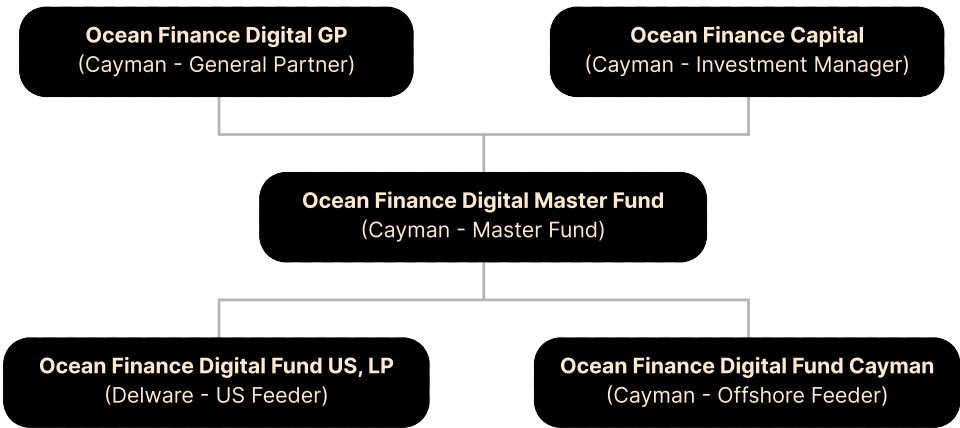
Ocean Finance Cayman Islands

Ocean Finance Cayman Islands is CIMA registered Digital Assets Mutual Fund which carries the character and function of an Investment Master Fund and Digital Master Fund authorized by the Cayman Islands Monetary Authority (CIMA).

With an organized structure of multiple level entities, the Ocean Finance Cayman Islands fund a ready to invest fund which permits the following activities to the Fund Manager and thereafter to the subscribers/investors of the International Fund.



For ease in understanding, the Ocean Finance Cayman Islands Fund consists of the following entities which as a whole constitute the Master Fund.



The aim of establishing the Ocean Finance Cayman Islands Fund is to provide International (Non US) customers an opportunity to invest with us through the 2 feeders that we have made available to channel investment of funds. This permits ease of process and convenience to all potential investors, making this Fund globally available to all investors who intend to invest with us.

Why invest with Ocean Finance Cayman Islands?

A. Strong emphasis on legal compliances

Ocean Finance Cayman Islands places high priority to all regulatory and internal compliances applicable to its Clients and to its operations team. All KYC/KYB/KYT, AML and other regulatory policies are always given the highest importance. To ensure such measures are in place, Ocean Finance Cayman Islands has subscribed to sumsub.com, a complete platform for all compliances required for this business. Additionally to ensure a second layer of protection, Ocean Finance Cayman Islands houses a full time due diligence and compliance team which carefully evaluates the client data before we begin onboarding procedures.

B. Crypto Holding, Custody and Management services

Cryptocurrency custody solutions are independent storage and security systems used to hold quantities of tokens. Custody solutions are one of the latest innovations to come out of the cryptocurrency ecosystem. The main utility of cryptocurrency custody solutions lies in the safeguarding of cryptocurrency assets. Ocean Finance Cayman Islands shall be a one of a kind investment fund and custodian services provider to clients holding crypto and other digital assets. Ocean Finance Cayman Islands to ensure secure custody of digital assets shall issue to its onboarded clients, Private keys, which are used to conduct transactions or access crypto holdings, They are extremely secured keys and are handled by seasoned IT professionals, specially trained in this order of services.

C. Small circle of legally verified clients. What do we mean?

Ocean Finance Cayman Islands has a small verified list of potential clients who trade and hold digital assets. These clients shall be verified in terms of all applicable compliances legally enforced in the Cayman Islands. To keep this circle small and clean of high risk potentials, the initial set of clients shall only be on referral basis. This means that only verified clients are free to suggest and/or refer new clients, which Ocean Finance Cayman Islands may consider onboarding, leaving the entire decision solely on the company's discretion. Since we at Ocean Finance Cayman Islands do not intend to advertise and/or market our services to the general global public, no advertisements, or hoardings shall be displayed on any web based or other platforms which enable marketing services.

Investment Opportunities

Program 1

Liquidity Delta Strategy Fund

A Liquidity Delta Strategy Crypto Fund utilizes artificial intelligence and machine learning algorithms to make informed investment decisions in the cryptocurrency market.

The fund's strategy involves leveraging advanced data analytics and computational models to analyze market trends, identify trading opportunities, and execute trades automatically.

Annual Return:
35%

Daily and assets:
EUR/USD, XAU/USD, Crypto, Stocks, Forex, Brent

Launch: January 2024

Minimum Investment: \$100,000

Investor Type: Accredited, Non-Accredited

Subscriptions: Daily, Upon One Day's Notice

Redemptions: Daily, Upon One Day's Notice

Program 2

API-Linked Liquidity Delta Strategy

A Liquidity Delta Strategy Crypto Fund utilizes artificial intelligence and machine learning algorithms to make informed investment decisions in the cryptocurrency market.

The fund's strategy involves leveraging advanced data analytics and computational models to analyze market trends, identify trading opportunities, and execute trades automatically. Connected with API and share profit agreement.

Share agreement:
50-50%

Daily and assets:
EUR/USD, XAU/USD, Crypto, Stocks, Forex, Brent

Launch: January 2024

Minimum Investment: \$100,000

Investor Type: Accredited, Non-Accredited
























Subscriptions: Daily, Upon One Day's Notice































Redemptions: Daily, Upon One Day's Notice































Historical average annual returns













CRYPTO 2020 – 2025 YTD

Return %, The equivalent buy-&-hold return %, The performance-vs-hold ratio (strategy ÷ hold, as a %)

Asset	Strategy Return (%)	Hold Return (%)	Perf / Hold (%)
 BTC	350 %	304 %	115.1 %
 ETH	420 %	212 %	198.1 %
 SOL	500 %	195 %	256.4 %
 XRP	300 %	65 %	461.5 %
 BNB	360 %	205 %	175.6 %
 DOGE	480 %	180 %	266.7 %
 ADA	340 %	50 %	680.0 %
 AVAX	410 %	110 %	372.7 %
 LTC	290 %	45 %	644.4 %
 BCH	310 %	40 %	775.0 %
 LINK	330 %	45 %	733.3 %
 MATIC	360 %	100 %	360.0 %
 OP	300 %	60 %	500.0 %
 APT	400 %	80 %	500.0 %
 INJ	290 %	40 %	725.0 %
 SEI	280 %	35 %	800.0 %
 SUI	310 %	50 %	620.0 %
 TON	250 %	25 %	1 000.0 %
 ARB	200 %	20 %	1 000.0 %
 FIL	340 %	30 %	1 133.3 %
 ETC	320 %	40 %	800.0 %
 ATOM	350 %	55 %	636.4 %
 DOT	310 %	50 %	620.0 %

Asset	Strategy Return (%)	Hold Return (%)	Perf / Hold (%)
 NEAR	330 %	60 %	550.0 %
 UNI	290 %	45 %	644.4 %
 AAVE	300 %	65 %	461.5 %
 MKR	340 %	55 %	618.2 %
 DYDX	280 %	35 %	800.0 %
 GMX	360 %	75 %	480.0 %
 RUNE	300 %	35 %	857.1 %
 FTM	300 %	30 %	1 000.0 %
 STX	280 %	25 %	1 120.0 %
 LDO	310 %	40 %	775.0 %
 BLUR	350 %	50 %	700.0 %
 SNX	290 %	35 %	828.6 %
 COMP	330 %	45 %	733.3 %
 ENS	300 %	30 %	1 000.0 %
 GRT	320 %	40 %	800.0 %
 IMX	310 %	50 %	620.0 %
 ICP	340 %	60 %	566.7 %
 ALGO	280 %	30 %	933.3 %
 EOS	260 %	25 %	1 040.0 %
 HBAR	240 %	20 %	1 200.0 %
 EGLD	300 %	35 %	857.1 %
 ALCX	320 %	40 %	800.0 %
 KAVA	270 %	30 %	900.0 %
 ARDR	250 %	25 %	1 000.0 %
 CFX	230 %	20 %	1 150.0 %
 CELO	290 %	35 %	828.6 %
 CHZ	310 %	45 %	688.9 %
 CRV	280 %	30 %	933.3 %
 DASH	250 %	25 %	1 000.0 %
 FLOW	310 %	35 %	885.7 %

Asset	Strategy Return (%)	Hold Return (%)	Perf / Hold (%)
 GALA	340 %	40 %	850.0 %
 HNT	290 %	30 %	966.7 %
 KSM	270 %	30 %	900.0 %
 KNC	260 %	25 %	1 040.0 %
 MANA	300 %	35 %	857.1 %
 NEXO	280 %	30 %	933.3 %
 OSMO	350 %	45 %	777.8 %
 QTUM	240 %	30 %	800.0 %
 RSR	230 %	25 %	920.0 %
 SAND	260 %	30 %	866.7 %
 SFP	270 %	30 %	900.0 %
 SKL	250 %	25 %	1 000.0 %
 THETA	280 %	35 %	800.0 %
 TRX	300 %	40 %	750.0 %
 VET	240 %	25 %	960.0 %
 WAVES	260 %	30 %	866.7 %
 XLM	280 %	35 %	800.0 %
 XTZ	240 %	30 %	800.0 %
 ZEC	260 %	35 %	742.9 %
 ZIL	230 %	25 %	920.0 %
 ZRX	250 %	30 %	833.3 %
 1INCH	270 %	35 %	771.4 %
 PEPE	500 %	150 %	333.3 %
 WIF	480 %	140 %	342.9 %
 BONK	520 %	160 %	325.0 %
 FLOKI	510 %	155 %	329.0 %
 KPEPE	530 %	165 %	321.2 %
 TRUMP	490 %	145 %	337.9 %
 HYPE	480 %	140 %	342.9 %
 KITA	460 %	135 %	340.7 %

Asset	Strategy Return (%)	Hold Return (%)	Perf / Hold (%)
 PILOT	450 %	130 %	346.2 %
 FARTCOIN	520 %	160 %	325.0 %
 HYPE2	510 %	155 %	329.0 %
 KUMA	500 %	150 %	333.3 %
 PENGU	530 %	165 %	321.2 %
 PURR	480 %	140 %	342.9 %
 POPCAT	470 %	135 %	348.1 %
 ZEREBRO	520 %	165 %	315.2 %
 KBONK	530 %	170 %	311.8 %
 GRIFFAIN	510 %	160 %	318.8 %
 MOODENG	500 %	155 %	322.6 %
 VIRTUAL	540 %	175 %	308.6 %

GOLD

XAU/USD 2020 – 2025 YTD

2020 Ret (%)	2021 Ret (%)	2022 Ret (%)	2023 Ret (%)	2024 Ret (%)	2025 Ret (%)	Total Mult.	Hold Mult.	Perf / Hold Ratio (%)	CAGR Start (%)	CAGR Hold (%)
+50 %	+100 %	+75 %	+75 %	+85 %	+7 %	× 18.2	× 1.29	1 411 %	78.7 %	5.2 %

STOCKS

NNX-EQ (indices, mega-caps, sector ETFs) 2020 – 2025 YTD

Asset	Strat ×	Hold ×	Perf ÷ Hold (%)	CAGR Strat	CAGR Hold
ES (S&P 500 CFD)	× 29.2	× 1.67	1 648 %	96 %	11 %
NQ (Nasdaq 100)	× 33.8	× 2.01	1 583 %	100 %	15 %
DAX 40	× 24.4	× 1.42	1 620 %	91 %	7 %
AAPL	× 31.6	× 2.15	1 369 %	98 %	16 %
MSFT	× 28.9	× 2.21	1 209 %	95 %	17 %
NVDA	× 41.5	× 7.05	489 %	109 %	46 %
TSLA	× 36.2	× 3.89	831 %	103 %	30 %
XLFX (US Banks ETF)	× 18.7	× 1.29	1 351 %	78 %	5 %
XLE (Energy ETF)	× 21.4	× 1.55	1 278 %	83 %	9 %
XLK (Tech ETF)	× 30.1	× 2.12	1 322 %	97 %	16 %

FOREX

NNX-FX (majors & key EM) 2020 – 2025 YTD

Pair	Strat ×	Hold ×	Perf ÷ Hold (%)	CAGR Strat	CAGR Hold
EURUSD	× 24.7	× 1.03	2 300 %	92 %	0.6 %
USDJPY	× 20.9	× 1.14	1 734 %	84 %	2 %
GBPUSD	× 22.1	× 1.05	1 996 %	87 %	1 %
AUDUSD	× 18.3	× 0.97	1 789 %	78 %	−0.6 %
NZDUSD	× 17.5	× 0.96	1 723 %	76 %	−0.8 %
USDCAD	× 19.4	× 1.02	1 804 %	81 %	0.4 %
USDCHF	× 16.2	× 1.09	1 387 %	72 %	1.7 %
USDZAR	× 38.1	× 1.26	2 924 %	107 %	4.7 %
USDMXN	× 34.5	× 1.30	2 553 %	102 %	5 %
USDTRY	× 42.0	× 3.40	1 135 %	112 %	28 %

BRENT

NNX-OIL (WTI CL & Brent UKOUSD) 2020 – 2025 YTD

Asset	Strategy Total ×	Buy-&-Hold ×	Perf ÷ Hold (%)	CAGR Strat	CAGR Hold
CL (WTI) PREP	× 22.5	× 1.34	1 679 %	88 %	6 %
UKOUSD (Brent)	× 18.9	× 1.29	1 365 %	78 %	5 %

Bonds

Bonds: Asset-Backed Notes (ABNs)

Asset-Backed Notes (ABNs) are financial securities issued by Special Purpose Vehicles (SPVs), backed by diversified assets such as loans, leases, corporate debt, receivables, or physical commodities. Unlike Mortgage-Backed Securities (MBS), ABNs are not linked to mortgage assets.

Under Luxembourg's Securitisation Act of 2004 (as amended), securitisation vehicles are allowed to structure ABNs using a wide range of underlying assets. A key example is ABNs backed by physical gold, offering institutional investors a secure and tangible store of value. The current offering is collateralized by \$500 million, providing enhanced stability and high-yield potential.

ABNs may be listed on exchanges or issued as tokenized securities using blockchain technology for direct ownership and reduced settlement costs. Each ABN benefits from Luxembourg's ring-fencing rules, which separate liabilities and assets into distinct compartments, minimizing default risks.

Investors can access these securities electronically or via blockchain, making ABNs a versatile tool for diversifying portfolios.

Bonds Program

Nanos Bonds

An investment product offering high-yield bonds backed by gold and available through international exchanges.

Yield:

25% (APY)

Collateral Value:

\$500M

Currency:

USDC/FIAT

Availability:




















Euroclear

All programs benefit from the same advanced data analytics and computational models that drive our success in the cryptocurrency market. The primary difference between these options is the distribution method and level of custody, tailored to meet different risk profiles and investment preferences.

We would be pleased to further discuss these opportunities and explore how we can align with your family office's goals. Please feel free to reach out welcome@nnx.finance with any questions or to request additional information. We look forward to the possibility of collaborating with you.

Our Service Providers

Our Current Business Partners:

<div>Bank</div> <div></div> <div>one.io</div>	<div>Securities DMA access</div> <div></div> <div>exante.eu</div>	<div>Crypto custody</div> <div></div> <div>copper.co</div>	<div>Crypto access</div> <div></div> <div>kraken.com</div>	<div>OKX</div> <div></div> <div>okx.com</div>	<div>Bitfinex</div> <div></div> <div>bitfinex.com</div>	<div>Staking</div> <div></div> <div>figment.io</div>	<div>Bitget</div> <div></div> <div>bitget.com</div>
<div>Binance</div> <div></div> <div>binance.com</div>	<div>Bybit</div> <div></div> <div>bybit.com</div>	<div>Hashkey</div> <div></div> <div>hashkey.com</div>	<div>Upbit</div> <div></div> <div>upbit.com</div>	<div>Korbit</div> <div></div> <div>korbit.co.kr</div>	<div>Deribit</div> <div></div> <div>deribit.com</div>	<div>Coinone</div> <div></div> <div>coinone.co.kr</div>	
<div>Bithumb</div> <div></div> <div>bithumb.com</div>	<div>Auditor</div> <div></div> <div>rsm.global</div>	<div>Fund Administrator</div> <div></div> <div>stonegateglobalfundservices.com</div>	<div>Legal Council</div> <div></div> <div>traversthorpalberga.com</div>				